




PANORAMIC DOORS

PRODUCT BROCHURE

www.panoramicdoors.com





ALUMINUM FOLDING DOORS

Energy Efficient Aluminum Doors In Any Color

The Signature Series aluminum door system incorporates an integrated thermal break to maximize thermal efficiency. Unlimited widths up to 10' tall. Over 200 colors.

KEY FEATURES

- + High-quality extruded aluminum for strength and performance
- + Ideal for hot and cold climates
- + Main swing door on every system
- + Unlimited width system
- + Inswing or outswing
- + Up to 10' tall
- + Panel width of 20-40"
- + Interlocking tongue and groove for superior seal and security
- + Concealed multi-point locking system for ease of operation and security
- + Robust panels suitable for all environments
- + Thermal core for reduced thermal transfer
- + White, bronze, and black textured
- + Over 200 RAL colors
- + Custom colors available
- + Add a screen system for year-round comfort and protection

OPTIONS

Unlimited Colors

Standard Colors: Black, Bronze, and White

Premium Color: Clear Anodized

Architectural Colors: 23 Modern Design Colors

RAL: 200+ RAL Colors

Custom Colors: Matching services available



Black Textured



Statuary Bronze Textured



Apollo White



200+ RAL Colors

Real Wood Interior

Enjoy the luxurious feeling of a real wood interior.

Standard



Oak



Fir



Alder

Premium



Mahogany



Black Walnut



Cherry



VINYL FOLDING DOORS

Stylish Vinyl Doors for Superior Energy Efficiency

The Absolute Series vinyl slide-and-pivot door system brings the beauty and flexibility of a folding door to the vinyl door market. Available in widths up to 19'6" and up to 8' tall.

KEY FEATURES

- + High-quality aluminum reinforced extruded vinyl for strength and performance
- + Ideal for hot and cold climates
- + Main swing door on every system
- + System widths up to 19'6" wide
- + Inswing or outswing
- + Up to 8' tall
- + Panel width of 20–38"
- + Interlocking tongue and groove for superior seal and security
- + Concealed multi-point locking system for ease of operation and security
- + Robust panels suitable for all environments
- + White or Beige vinyl
- + Laminate colors available in Black, Bronze, Silver, and Anthracite Gray
- + Add a screen system for year-round comfort and protection

OPTIONS

High Quality Vinyl

Your door is built using the highest quality vinyl formulated for years of direct sunlight.



Beige



White

Laminated Vinyl

Add color to your vinyl door. Our laminate is heat reflective and perfect for all climates.



Silver



Bronze



Black



Anthracite Gray



FOLDING WINDOWS

Make a Statement that Will Not Be Missed

Add a folding window to your project to extend the open feel of Panoramic Doors to the other areas of your home or business. All window systems offer the same great features as our door systems.

KEY FEATURES

- + Available in both aluminum and vinyl
- + Main swing door on every system
- + Unlimited width with aluminum system
- + Inswing or outswing
- + Panel width of 20"-40"
- + Interlocking tongue and groove for superior seal and security
- + Concealed multi-point locking system for ease of operation and security
- + Add a screen system for year-round comfort and protection



FLAG DOOR AND WINDOW

This spectacular configuration can be made by combining a Panoramic door and a Panoramic window with a post-less intersection between them. This is a great way to expand the feel of your kitchen to create the ultimate indoor/outdoor dining experience right at home.

Note: This configuration is only available with our Signature Series aluminum doors and windows.



MATCHING PICTURE WINDOWS

When your design requires stationary windows either above or near your Panoramic Door, our system can be used as matching windows.



RETRACTABLE BUG SCREENS

Enjoy Fresh Air Without Concern For Critters

Get all the benefits of a wide opening door system day or night with a sleek and stylish retractable screening system. This strong and sturdy screen gathers neatly at the end of the opening when not in use.

KEY FEATURES

- + High quality extruded aluminum for strength and performance
- + Powder coated to match your Panoramic Door system
- + Durable pleated screen mesh
- + Magnetic snap-tight pull handle
- + Up to 16' in width for a single screen and 32' for a double screen
- + Up to 10' tall
- + Easy pull handle for effortless opening and closing
- + Screen stays in its designated position

Designed for interior installation, this pleated screen is easy to operate without sticking or binding. It gathers neatly at the end of the opening.

CORNER DOOR SCREEN

The Panoramic Screen can be configured for your corner door giving you fresh air all day while keeping the bugs out.



Postless corner door system with screens closed.

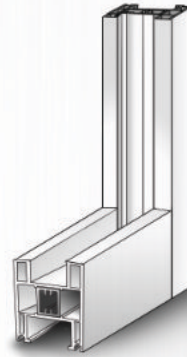


Postless corner door system with screens open.



Signature ALUMINUM

The Signature Series aluminum door offers ultimate versatility and options. This energy-efficient, thermally broken door utilizes our eeCore (Energy Efficient Core) Technology for optimal thermal performance, durability and beauty while enjoying maximum comfort with energy savings. The Signature Series door is our most versatile option allowing for extra wide systems, post-less corner systems, and flag door (door + window) configurations. Available in unlimited system widths up to 10' high with panel widths of 20-40".



ABSOLUTE VINYL

ABSOLUTE + VINYL

The Absolute Series vinyl door is an aluminum-reinforced vinyl door built in a stile and rail design. While most vinyl doors are constructed with fusion-welded corners, our design incorporates mechanically fastened corners giving it clean sightlines and a refined appearance perfect for any home or office. The Absolute Series door is our most affordable system available in sizes up to 19'6" wide and up to 8' tall with panel widths up to 38".

energy efficient

eeCore™

Energy-Efficient Doors

Our eeCore energy-efficient doors combine our unique design with high-quality materials to ensure your home or business is protected year-round from the elements. With eeCore technology, your home will not only look great, but it will also feel great!

Aluminum **.32 U-value | SHGC .18***

Vinyl **.29 U-value | SHGC .18***

When using dual pane Low-e3 and argon*



AWARD WINNING INNOVATION

The Panoramic Door has received multiple awards for our "Innovative Design and Technology". With the Panoramic Door you are getting a state-of-the-art door with unique features unlike any other.



GLASS MAGAZINE AWARDS

MOST INNOVATIVE HARDWARE



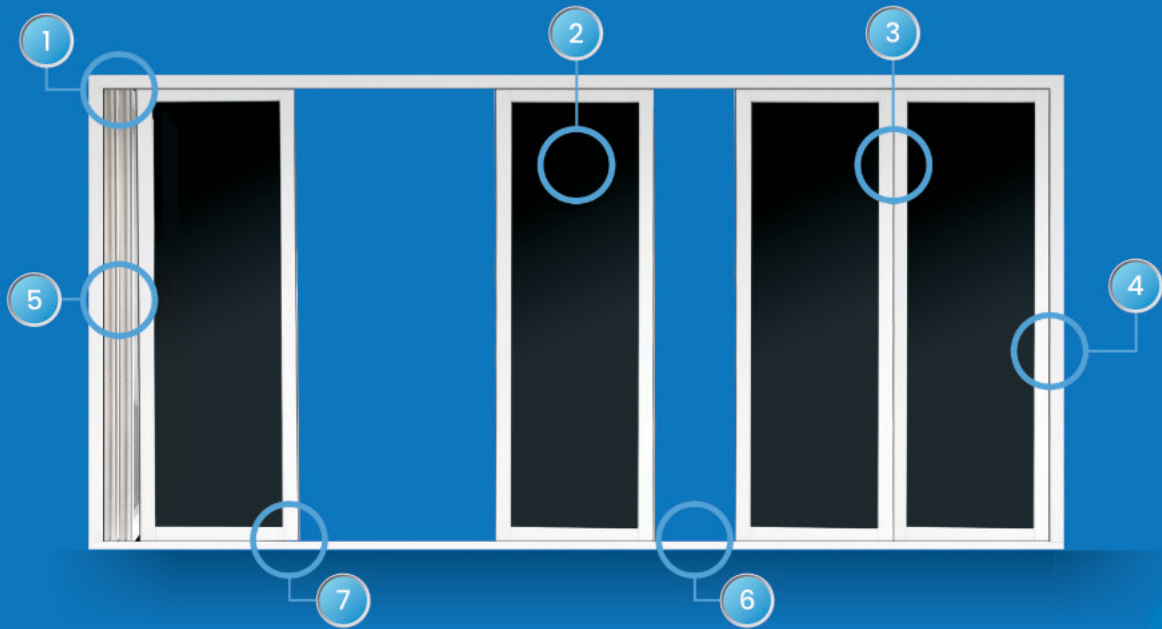
Window & Door

Crystal Achievement Award
MOST INNOVATIVE DOOR COMPONENT



Window & Door

Crystal Achievement Award
MOST INNOVATIVE DOOR



MULTI-POINT LOCKING SYSTEM

All Panoramic Door Systems come standard with a multi-point locking system for each access door. The sliding panels integrate with the access door to provide security.



TOP LOCK



BOTTOM LOCK



FEATURES & BENEFITS

1. CONCEALED HINGES

All hinges/pivot points are concealed improving aesthetics and architectural sightlines.

2. INDEPENDENT SLIDING PANELS

No hinges, no binding, no sagging. Panoramic Doors' panels glide smoothly and effortlessly along the bottom track.

3. INTERLOCKING PANEL SYSTEM

Interlocking tongue and groove panels provide for security and performance against the elements - without the need for additional locking mechanisms.

4. NARROW FRAME

Our narrow 3" frame gives you plenty of room to add a screen or blinds.

5. SLIDE AND PIVOT OPERATION

Utilizing our innovative, patented hardware system, the door panels slide-and-pivot independently for easier operation.

6. UPSTAND OR FLUSH TRACK*


Choose between the 3/4" upstand track for maximum weather protection or the flush track for a low profile appearance.

*flush track does not protect against water penetration

7. BOTTOM TRACK SUPPORTED

Rather than hanging from the header, our panels ride on the bottom track reducing the cost of engineering and special structural support.

HOW THE PANORAMIC DOORS SYSTEM OPERATES



STEP 1: OPEN ACCESS DOOR



STEP 2: SLIDE PANEL AND PIVOT TO OPEN



STEP 3: CONTINUE WITH REMAINING PANELS

HARDWARE OPTIONS

DOOR HANDLES



Lakeview
Black



Lakeview
Silver



Estate
Black



Estate
Silver



Cityscape
White

WINDOW HANDLES



Black



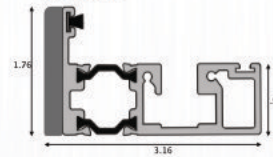
Silver



White

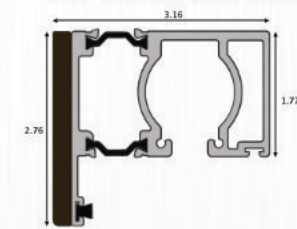
TRACK DETAILS

UPSTAND TRACK with WOOD



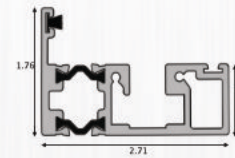
.76" Upstand
3.16" Width
1" High Track Base
Weather Tested
Thermal Break
Clear Anodized
Wood Cladding

TOP TRACK with WOOD



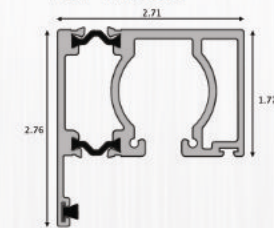
3.16" Width
1.77" High Track
Weather Tested
Thermal Break
Powder Coated
Wood Cladding

UPSTAND TRACK



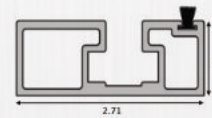
.76" Upstand
2.71" Width
1" High Track Base
Weather Tested
Thermal Break
Clear Anodized

TOP TRACK



2.71" Width
1.77" High Track
Weather Tested
Thermal Break
Powder Coated

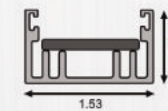
FLUSH TRACK*



No Upstand
2.71" Width
1" High Track Base
Clear Anodized
Allows for low profile
installation

*Not weather rated

SCREEN TRACK*



1.53" Width
1" High
Clear Anodized
*Screen is warranted for
interior installation only

PANORAMIC DOORS

Sales
760-722-1300

Customer Service
760-722-1303

DALLAS | FORT WORTH, TX
Corporate Office & Factory

15050 Frye Rd
Fort Worth, TX 76155
817-239-0366

www.panoramicdoors.com

RESOURCES

INSTALLATION

MANUAL:
panoramicdoors.com/resources/installation-manual

INSTALLATION VIDEOS:
panoramicdoors.com/resources/installation-videos

TECHNICAL SUPPORT:

Monday-Friday: 7am - 4pm PST
Phone: 760-616-5018
Email: service@panoramicdoors.com

[facebook.com/panoramicdoors](https://www.facebook.com/panoramicdoors)

[instagram.com/panoramicdoors](https://www.instagram.com/panoramicdoors)

[houzz.com/user/panoramicdoors](https://www.houzz.com/user/panoramicdoors)

[pinterest.com/panoramicdoors](https://www.pinterest.com/panoramicdoors)

[twitter.com/panoramicdoors](https://www.twitter.com/panoramicdoors)